

## Grower Registration and Signing Instructions

Complete the ONE-TIME Registration by opening your computer's web browser (Internet Explorer, Chrome, Safari, Mozilla Firefox, etc.) Go to [www.AgCelerate.com](http://www.AgCelerate.com). Begin the easy steps of registering by clicking on the green "Growers Click Here to Register" button.



### One-Time Grower Registration

#### Step 1: Account Set Up

**Enter Email Address** If you need an email address, click the link Yahoo! link above the email address field.

**Create a Password** Your password is case sensitive and must be four to twenty characters long. It can include numbers and special characters.

**Provide Your Full Name** Enter your full legal name. No nicknames, please.

**Enter last four digits of your Social Security Number** There are many people who have the same or similar name; therefore, it is necessary the right person is associated with the right profile when signing seed license agreements.

**Enter phone number** At least one contact number is required. This number can be used to help you recover your password if you ever forget it.

**Physical Address** Enter your physical address and verify it by clicking the **Validate** button.

**Mailing Address** Enter your mailing address (Rural Routes, Post Office Boxes) and verify it by clicking the **Validate** button. If your mailing address is the same as your physical address, click the box next to "My mailing address is the SAME as my physical address."

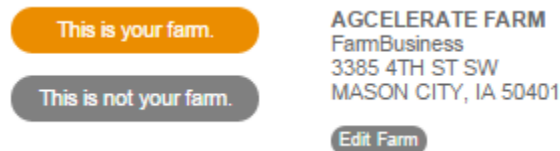
**Crop Selection** Choose which crop(s) you purchase.

**Accept Terms** To read the AgCelerate Terms of Service and Conditions of Use, simply click on the link. Once reviewed, select the box to accept the terms.

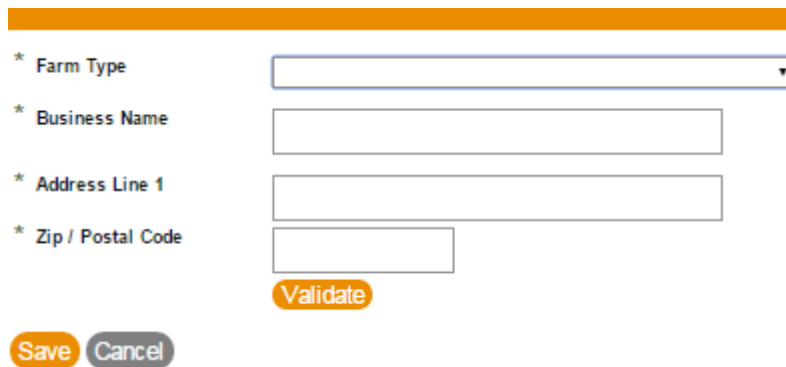
Click the **Continue to Next Step** button.

## Step 2: Farm and Grower Confirmation

The farms or entities you have responsibility for need to be listed under “My Farms” so the seed license agreements can be associated with them. AgCelerate may display farms that match your registration information. You should click the orange “This is your farm” button if it is your farm business or the “This is not your farm” button if it is not your farm business. You can update the information by clicking the grey “Edit Farm” button if necessary.




If none of your farms are listed, then manually add them by clicking [+ Add a Farm](#). Fill out the required fields and validate the address. Click “Save” when done. Repeat to add multiple farm businesses as needed.



When done, or if you don’t farm under any business names, click [Continue to Final Step](#)

## Step 3: Supplier Identification

Select all of the seed suppliers you do business with from the list provided. The list shows all suppliers within 100 mile radius of you. You can change the zip code to search for others outside of this range if necessary or type in the name of the supplier to search by name. When done or if your supplier isn’t listed, click the “Complete Registration” button.

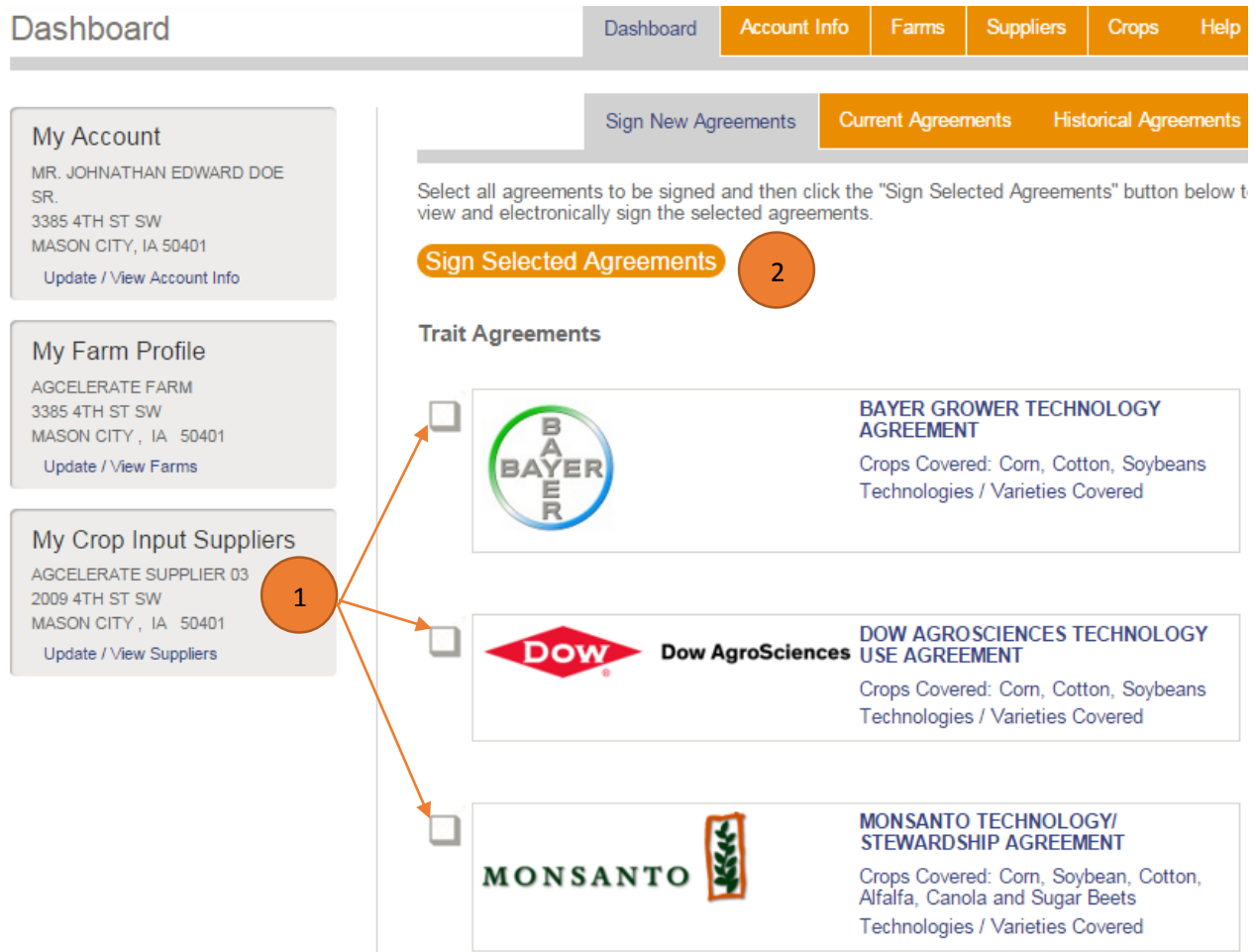


[Complete Registration](#)

## Signing Your Seed License Agreements

If you just completed your one-time grower registration you will now be on your dashboard and will see agreements available for signing. If you previously registered, you'll need to click the green "Login" tab in the upper right hand corner and enter your email address and password.

**Dashboard** (1) Check the boxes next to the agreements you need to sign for and then click the (2) "Sign Selected Agreements" button.



**Your Role** You may be promoted to provide additional information depending on the agreements you are signing. For example, you may need to pick from a drop down list what your role is with a farm and then click the **Continue** button.

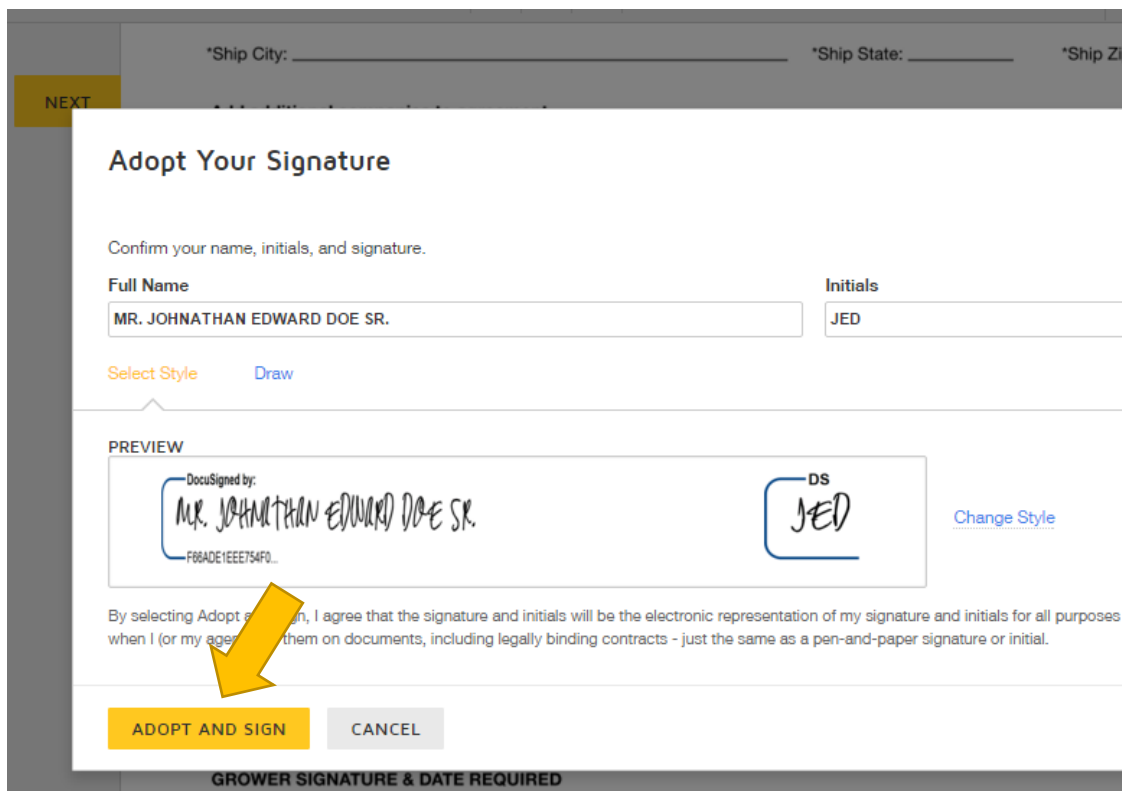
**Verify ID** To ensure no one is signing as you online, you will be presented with three verification questions. None of this information is provided to anyone except you. Answer the three questions and then click the **NEXT** button.

## Review and Sign Agreements

Click **CONTINUE** to review your agreements. Click the **START** button or **NEXT** button.

To sign, click the **SIGN** button in the signature fields.

If you have never signed an agreement on AgCelerate, you will be able to select what font you want to represent your signature. When done, click the “Adopt and Sign” button.



To sign multiple agreements, just click the next **SIGN** button. When done, scroll down and click the “Finish” button. Congratulations you’ve signed your seed licenses agreements!



## Review Your Current Agreements

After signing your agreements you will be redirected back to your “Current Agreements.” This area lists all your active seed license numbers whether signed electronically or on paper. Please note, only electronically signed agreements will give you the option to download or print a copy of your agreement.

### Dashboard

Dashboard

Account Info

Farms

Suppliers

Crops

Help

#### My Account

MR. JOHNATHAN EDWARD DOE SR.  
3385 4TH ST SW  
MASON CITY, IA 50401

[Update / View Account Info](#)

#### My Farm Profile

AGCELERATE FARM  
3385 4TH ST SW  
MASON CITY, IA 50401

[Update / View Farms](#)

#### My Crop Input Suppliers

AGCELERATE SUPPLIER 03  
2009 4TH ST SW  
MASON CITY, IA 50401

[Update / View Suppliers](#)

Sign New Agreements

Current Agreements

Historical Agreements

PDF viewing software, such as Adobe Reader, is required to view Technology Agreements. Click to download Adobe Reader.

#### Trait Agreements



#### BAYER GROWER TECHNOLOGY AGREEMENT

Crops Covered: Com, Cotton, Soybeans

License No: [REDACTED]

License Status: [REDACTED]

Date Signed: 2/10/2016 4:56:13 PM

[Technologies / Varieties Covered](#)

[View Agreement](#) 



**Dow AgroSciences**

#### DOW AGROSCIENCES TECHNOLOGY USE AGREEMENT


Crops Covered: Com, Cotton, Soybeans

License No: [REDACTED]

License Status: [REDACTED]

Date Signed: 2/10/2016 4:56:13 PM

[Technologies / Varieties Covered](#)

[View Agreement](#) 

**MONSANTO**



#### MONSANTO TECHNOLOGY/ STEWARDSHIP AGREEMENT


Crops Covered: Com, Soybean, Cotton, Alfalfa, Canola and Sugar Beets

License No: [REDACTED]

License Status: [REDACTED]

Date Signed: 2/10/2016 4:56:13 PM

[Technologies / Varieties Covered](#)

[View Agreement](#) 

**syngenta**

#### SYNGENTA SEEDS, INC. STEWARDSHIP AGREEMENT

Crops Covered: Com, Soybeans

License No: [REDACTED]

License Status: [REDACTED]

Date Signed: 2/10/2016 4:56:13 PM

[Technologies / Varieties Covered](#)

[View Agreement](#) 